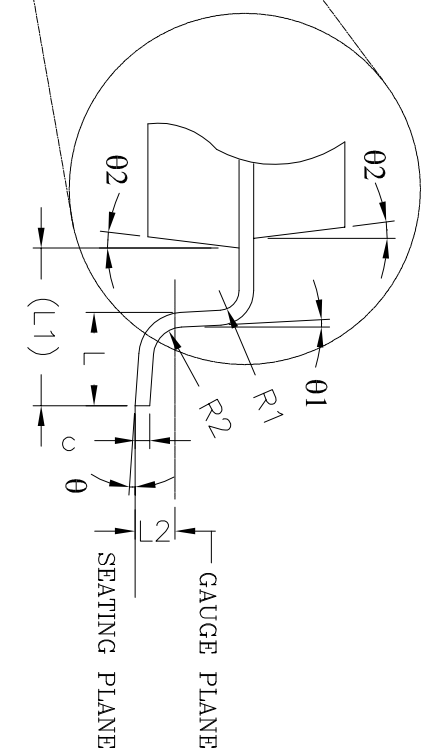
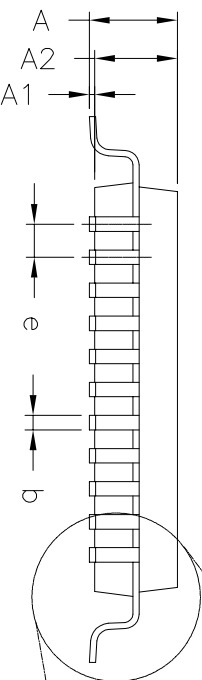
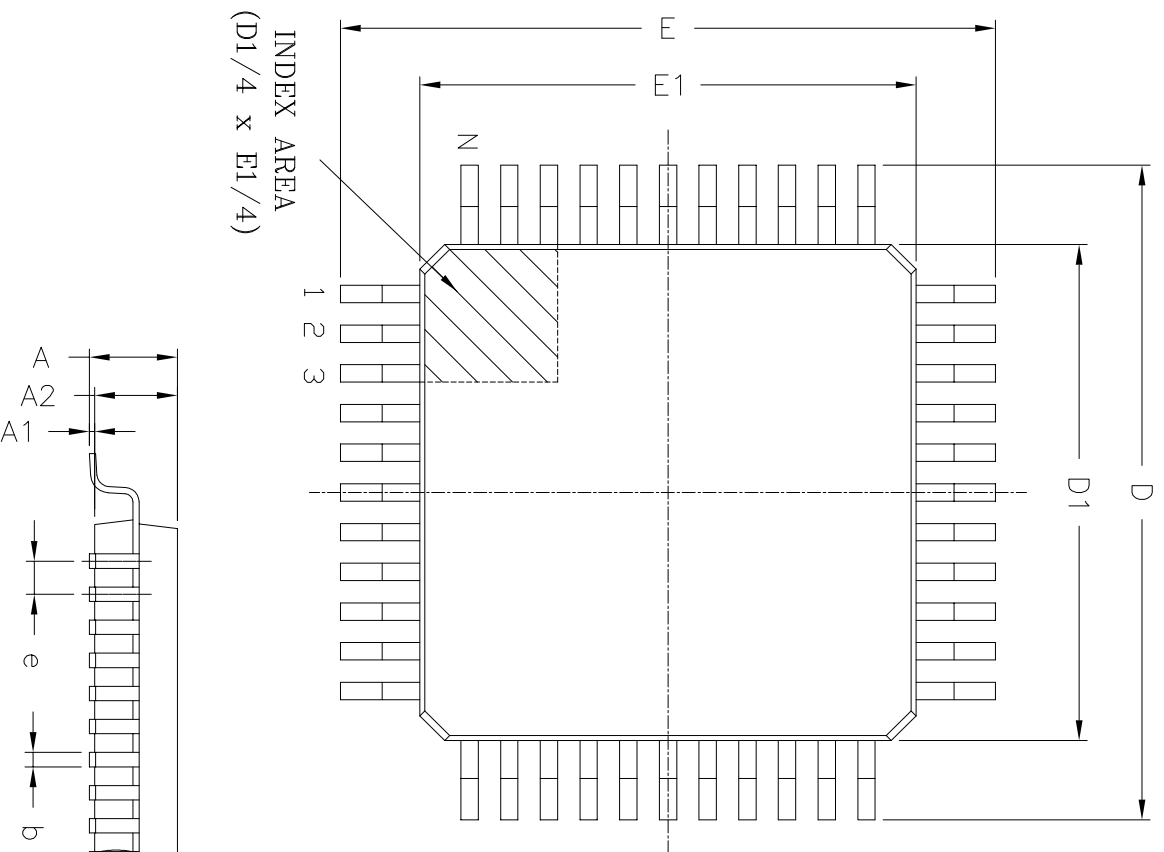


REVISION HISTORY			
REV.	DISCRIPTION	DATE	APP'D
A	DRAWING ORIGINATION	10/30/13	AD



EXAR CORPORATION

LQFP PACKAGE OUTLINE

Packaging Approval: Drawing No: PDD-00000002

By: AD Date: 10/30/13 Revision: A Sheet: 1 OF 3

ECN 1344-16 11/01/2013

REVISION HISTORY			
REV.	DESCRIPTION	DATE	APP'D
A	DRAWING ORIGINATION	10/30/13	AD

176 Pin 24x24 LQFP JEDEC MS-026 Variation BGA									
SYMBOLS	DIMENSIONS IN MM (Control Unit)			DIMENSIONS IN INCH (Reference Unit)					
	MIN	NOM	MAX	MIN	NOM	MAX			
A	—	—	1.60	—	—	0.063			
A1	0.05	—	0.15	0.002	—	0.006			
A2	1.35	1.40	1.45	0.053	0.055	0.057			
b	0.17	0.22	0.27	0.007	0.009	0.011			
c	0.09	—	0.20	0.004	—	0.008			
D	26.00 BSC			1.024 BSC					
D1	24.00 BSC			0.945 BSC					
E	26.00 BSC			1.024 BSC					
E1	24.00 BSC			0.945 BSC					
e	0.50 BSC			0.020 BSC					
L	0.45	0.60	0.75	0.018	0.024	0.030			
L1	1.00 REF			0.039 REF					
L2	0.25 BSC			0.010 BSC					
R1	0.08	—	—	0.003	—	—			
R2	0.08	—	0.20	0.003	—	0.008			
θ	0°	3.5°	7°	0°	3.5°	7°			
θ1	0°	—	—	0°	—	—			
θ2	11°	12°	13°	11°	12°	13°			
N	176			176					

208 Pin 28x28 LQFP JEDEC MS-026 Variation BUB									
SYMBOLS	DIMENSIONS IN MM (Control Unit)			DIMENSIONS IN INCH (Reference Unit)					
	MIN	NOM	MAX	MIN	NOM	MAX			
A	—	—	1.60	—	—	0.063			
A1	0.05	—	0.15	0.002	—	0.006			
A2	1.35	1.40	1.45	0.053	0.055	0.057			
b	0.17	0.22	0.27	0.007	0.009	0.011			
c	0.09	—	0.20	0.004	—	0.008			
D	30.00 BSC			1.181 BSC					
D1	28.00 BSC			1.102 BSC					
E	30.00 BSC			1.181 BSC					
E1	28.00 BSC			1.102 BSC					
e	0.50 BSC			0.020 BSC					
L	0.45	0.60	0.75	0.018	0.024	0.030			
L1	1.00 REF			0.039 REF					
L2	0.25 BSC			0.010 BSC					
R1	0.08	—	—	0.003	—	—			
R2	0.08	—	0.20	0.003	—	0.008			
θ	0°	3.5°	7°	0°	3.5°	7°			
θ1	0°	—	—	0°	—	—			
θ2	11°	12°	13°	11°	12°	13°			
N	208			208					



EXAR CORPORATION

LQFP PACKAGE OUTLINE

Packaging Approval: Drawing No: PDD-00000002

By: AD Date: 10/30/13 Revision: A Sheet: 3 OF 3